








Design Details

Model	Movement Accomodation (Total)	Module Depth	Module Width	Module Length	Stud Diam	Module Weight	Mx Stud Height Above Shelf	Bolt Torque
 PRJ 50	50mm	40mm	274mm	2000mm	12mm	52kg	32mm	45Nm
 PRJ 65	65mm	46mm	356mm	2000mm	16mm	74kg	40mm	100Nm
 PRJ 80	80mm	52mm	432mm	2000mm	16mm	96kg	41mm	150Nm
 PRJ 100	102mm	54mm	590mm	2000mm	20mm	150kg	42mm	175Nm
 PRJ 165	165mm	75mm	724mm	2000mm	24mm	272kg	51mm	190Nm
 PRJ 230	230mm	93mm	890mm	2000mm	24mm	375kg	60mm	275Nm
 PRJ 330	330mm	127mm	1207mm	1220mm	30mm	451kg	70mm	300Nm